

Skype



In order to use skype you will need a email and password. These are already created for to boot it tablets. If your tablet isn't signed into skype your username and password will be:

Username: **Flowername.77.boot@gmail.com**

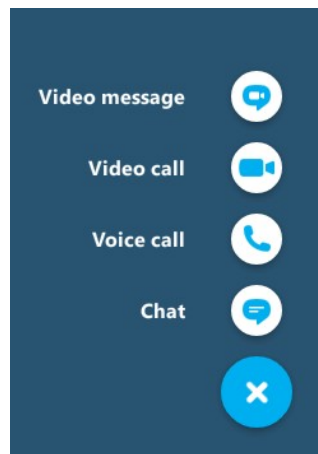
Password: **Slipper2014 or slipper2014**

Buttons



New: This buttons allows you to create new chats, voice call, video call and video message.

Recent messages: when on this menu it will show any recent messages you have sent/received.




Contacts: when on this menu it will show all your skype contacts.

Video message: This is when you can send a video of something so someone.


Video call: This is when you can ring someone on skype but you can see them as well as hear them.

Voice call: This is when you can ring someone on skype but you will not be able to see them, will just be like a phone call.


Chat: This is when you send someone a message much like a text. Email or letter.



Recent calls: when on this menu it will show any recent calls or messages you have sent/received.




Settings: This is where the settings for your skype account are.



Search: This is where you can search for person in your contacts.

Adding a contact

To add a contact on skype you need to know the email or user name of the person you are wanting to add. This can be found in the settings area of skype.



1. go to your contact screen
2. Click the plus button at the bottom
3. Chose find people
4. Enter the email/username
5. Click the correct person
6. Click add to contacts on the right.

sending a message

To send a message to someone who is in you contacts is vert easy simple follow the steps below



1. Click the contact you wish to send a message.
2. Type your message at the bottom of the page, where is says "type a message here"
3. When finished send your message with the little blue arrow to the right.

Text: Used to write a message

Type a message here

Images: Used to send images



Emoji: this area will have different faces and images you can send.

video: This has little videos you can send to people.

Add: Used to add another contact to the message.

Documents: Used to send documents.

Camera: Used to send a new photo.

Video: Used to send a new Video



Calling on Skype

Calling someone on skype is easy.

1. Click the + button
2. Choose video call
3. Search or choose your contact and click the video button on the right

Have a go.

Have a go at these different things below:

- Send a message
- Add a contact
- Video call someone
- Deleting a contact
- Sending a video message