


Basics of a tablet.

This sheet will cover the basics of a tablet, and some of the key things you need to know in order to use them. The first thing to remember is to not be scared of pressing buttons, the tablets won't break, if you are unsure what something does try it and see!

Home button: This is the button in which will take you back to your home screen no matter what you are doing.

Back button: this is button will take you back to either the home screen or if you are using the internet it can be used as a return to the last page.

Settings: this is the settings button, this will show some basic settings for your tablet when pressed.



Apps: This button will take you to all the apps that are stored on the tablet.




Search: This is the search button, used on most Samsung apps.

Key word!

Apps—short for **application**, it is a type of programme.

Most used apps



Settings: Want to change anything, personalise your tablet this is the place to go!




Camera: This is the app which will allow you to take photos and videos.





Playstore: This is where you can download all apps! Music, books, games can all be found in the playstore.



Internet: This is the internet app. You can also use Chrome, Firefox and many others.



Gallery: This is where all images taken or downloaded can be found!



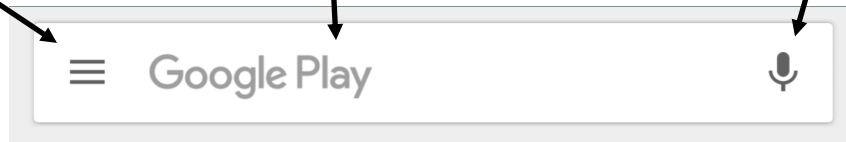
Email/Gmail: These apps are both used for emails, which one you use will depend on your email and preference.

Playstore

Options: If you don't know what you are looking for, this button will let you go to my apps, movies, books and more.

Search: if you know what app you are looking for simply click here and then type the name.

Microphone: if you don't like typing, click this microphone and say the name of the app you are looking for.



Exercise

1. use the options button to move to the books section of the play store and search for the book Romeo and Juliet, and add it to your library.
2. Search for the song Burning ring of fire by Johnny Cash, this song cost 99p. You can see this because it says £0.99 just under the name of the song.
3. Search and download the app Block! Hexa Puzzle.
4. Using the Microphone option try and download the app find my car.

Top Charts

This is where you can look at the most popular apps at the moment. Have a look at this and see if there are any apps which you may like and download them. To get to the top charts:

1. Click top charts (green button)
2. Pick from top apps, top games, top grossing, top selling apps or top selling games, this is along the top in the green area.