

Shortcut Keys



Keyboard shortcuts are combinations of two or more keys that you can use to perform a task that would typically require a mouse or other pointing device. Keyboard shortcuts can make it easier to work with your PC, saving you time and effort as you work with Windows and other applications.

Most applications also provide accelerator keys that can make it easier to work with menus and other commands. Check the menus of applications for accelerator keys. If a letter of a word is underlined in a menu, it usually means you can press the Alt key and the underlined key together instead of clicking that menu item. When you're using a touch keyboard, you can also see some shortcuts when you press the Ctrl key.

Pressing the Alt key in some applications, such as Paint and WordPad, shows commands that are labelled with additional keys that you can press to use them.

Press this key	To do this
Esc	Stop or exit the current task
Press this key	To do this
F1	Display Help
F2	Rename the selected item
F3	Search for a file or folder
F4	Display the address bar list in File Explorer
F5	Refresh the active window
F6	Cycle through screen elements in a window or on the desktop
F10	Activate the Menu bar in the active app
Alt+F4	Close the active item, or exit the active application
Alt+Esc	Cycle through items in the order in which they were opened
Alt+underlined letter	Perform the command for that letter
Alt+Enter	Display properties for the selected item
Alt+Spacebar	Open the shortcut menu for the active window
Alt+Left arrow	Back
Alt+Right arrow	Forward
Alt+Page Up	Move up one screen
Alt+Page Down	Move down one screen
Alt+Tab	Switch between open applications (except desktop applications)

Shortcut Keys














Press this key	To do this
Ctrl+F4	Close the active document (in applications that allow you to have multiple documents open simultaneously)
Ctrl+A	Select all items in a document or window
Ctrl+C (or Ctrl+Insert)	Copy the selected item
Ctrl+D (or Delete)	Delete the selected item and move it to the Recycle Bin
Ctrl+R (or F5)	Refresh the active window
Ctrl+V (or Shift+Insert)	Paste the selected item
Ctrl+X	Cut the selected item
Ctrl+Y	Redo an action
Ctrl+Z	Undo an action
Ctrl+plus (+) or Ctrl+minus (-)	Zoom in or out of a large number of items, like applications pinned to the Start screen
Ctrl+ mouse scroll wheel	Change the size of desktop icons or zoom in or out of a large number of items, like applications pinned to the Start screen
Ctrl+Right arrow	Move the cursor to the beginning of the next word
Ctrl+Left arrow	Move the cursor to the beginning of the previous word
Ctrl+Down arrow	Move the cursor to the beginning of the next paragraph
Ctrl+Up arrow	Move the cursor to the beginning of the previous paragraph
Ctrl+Alt+Tab	Use the arrow keys to switch between all open applications
Ctrl+arrow key (to move to an item)+Spacebar	Select multiple individual items in a window or on the desktop
Ctrl+Shift with an arrow key	Select a block of text
Ctrl+Esc	Open the Start screen
Ctrl+Shift+Esc	Open Task Manager
Ctrl+Shift	Switch the keyboard layout when multiple keyboard layouts are available
Ctrl+Spacebar	Turn the Chinese input method editor (IME) on or off
Shift+F10	Display the shortcut menu for the selected item

Shortcut Keys

Press this key	To do this
Shift with any arrow key	Select more than one item in a window or on the desktop, or select text within a document
Shift+Delete	Delete the selected item without moving it to the Recycle Bin first
Right arrow	Open the next menu to the right, or open a submenu
Left arrow	Open the next menu to the left, or close a submenu

Windows logo key keyboard shortcuts

The following table contains keyboard shortcuts that use the Windows logo key .

Press this key	To do this
Windows logo key  +F1	Open Windows Help and Support
Windows logo key 	Display or hide the Start screen
Windows logo key  +B	Set focus in the notification area
Windows logo key  +C	Open the Charms
Windows logo key  +D	Display and hide the desktop
Windows logo key  +E	Open File Explorer
Windows logo key  +F	Open the Search charm and search for files
Windows logo key  +H	Open the Share charm
Windows logo key  +I	Open the Settings charm
Windows logo key  +K	Open the Devices charm
Windows logo key  +L	Lock your PC or switch people
Windows logo key  +M	Minimise all windows
Windows logo key  +O	Lock device orientation
Windows logo key  +P	Choose a presentation display mode
Windows logo key  +Q	Open the Search charm to search everywhere or within the open app (if the app supports app search)

Shortcut Keys

Press this key


Windows logo key +R

Windows logo key +S

Windows logo key +T

Windows logo key +U

Windows logo key +V


Windows logo key +Shift+V


Windows logo key +W


Windows logo key +X

Windows logo key +Z

Windows logo key ,

Windows logo key +Pause

Windows logo key +Ctrl+F

Windows logo key +Shift+M

Windows logo key +number

Windows logo key +Shift+number

Windows logo key +Ctrl+number

Windows logo key +Alt+number

Windows logo key +Ctrl+Shift+number

To do this

Open the Run dialogue box

Open the Search charm to search Windows and the web

Cycle through applications on the taskbar

Open Ease of Access Center

Cycle through notifications

Cycle through notifications in reverse order

Open the Search charm and search for settings

Open the Quick Link menu

Show the commands available in the application - *You can also see some settings and options by going to the Settings charm when the app is open.*

Temporarily peek at the desktop

Display the System Properties dialogue box

Search for PCs (if you're on a network)

Restore minimised windows on the desktop

Open the desktop and start the app pinned to the taskbar in the position indicated by the number. If the application is already running, switch to that application.

Open the desktop and start a new instance of the app pinned to the taskbar in the position indicated by the number

Open the desktop and switch to the last active window of the app pinned to the taskbar in the position indicated by the number

Open the desktop and open the Jump List for the app pinned to the taskbar in the position indicated by the number

Open the desktop and open a new instance of the app located at the given position on the taskbar as an administrator


Shortcut Keys

Press this key


To do this

Windows logo key +Tab


Cycle through recently used applications (except desktop applications)

Windows logo key +Ctrl+Tab


Cycle through recently used applications (except desktop applications)

Windows logo key +Shift+Tab

Cycle through recently used applications (except desktop applications) in reverse order

Windows logo key +Ctrl+B

Switch to the application that displayed a message in the notification area

Windows logo key +Up arrow

Maximise the window

Windows logo key +Down arrow

Remove current application from screen or minimise the desktop window

Windows logo key +Left arrow

Maximise the app or desktop window to the left side of the screen

Windows logo key +Right arrow

Maximise the app or desktop window to the right side of the screen

Windows logo key +Home

Minimise all but the active desktop window (restores all windows on second stroke)

Windows logo key +Shift+Up arrow


Stretch the desktop window to the top and bottom of the screen

Windows logo key +Shift+Down arrow

Restore/minimise active desktop windows vertically, maintaining width

Windows logo key +Shift+Left arrow or Right arrow

Move an app or window in the desktop from one monitor to another

Windows logo key +Spacebar

Switch input language and keyboard layout

Windows logo key +Ctrl+Spacebar

Change to a previously selected input

Windows logo key +Enter

Open Narrator

Windows logo key +Shift+full stop (.)

Cycle through open applications

Windows logo key +full stop (.)

Cycle through open applications



Windows logo key +/

Initiate IME reconversion

Windows logo key +Alt+Enter


Open WindowsMedia Center

Shortcut Keys

Press this key	To do this
Windows logo key  +plus (+) or minus (-)	Zoom in or out using Magnifier
Windows logo key  +Esc	Exit Magnifier

Ease of Access keyboard shortcuts

The following table contains keyboard shortcuts that can help make your PC easier to use.

Press this key	To do this
Right Shift for eight seconds	Turn Filter Keys on and off
Left Alt+left Shift+Print Screen	Turn High Contrast on or off
Left Alt+left Shift+Num Lock	Turn Mouse Keys on or off
Shift five times	Turn Sticky Keys on or off
Num Lock for five seconds	Turn Toggle Keys on or off
Windows logo key  +U	Open the Ease of Access Center

Taskbar keyboard shortcuts

The following table contains keyboard shortcuts for working with items on the desktop taskbar.

Press this key	To do this
Shift+click a taskbar button	Open an application or quickly open another instance of an application
Ctrl+Shift+click a taskbar button	Open an application as an administrator
Shift+right-click a taskbar button	Show the window menu for the application
Shift+right-click a grouped taskbar button	Show the window menu for the group
Ctrl+click a grouped taskbar button	Cycle through the windows of the group

A full list of keyboard shortcuts is available at:

<http://windows.microsoft.com/en-gb/windows/keyboard-shortcuts#keyboard-shortcuts=windows-8>